
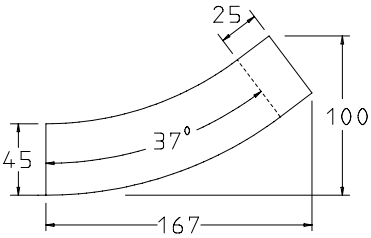

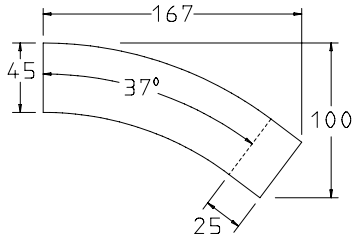

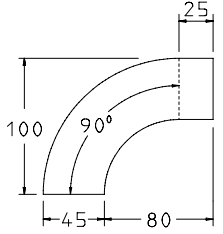



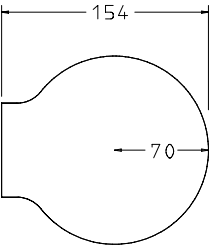
# Victorian Rail Range


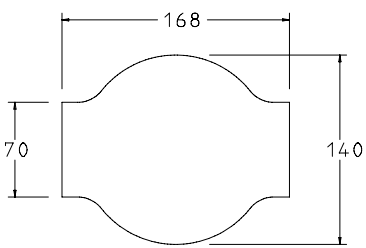
November 2006



37° Ease Up


Code : <b>JH228</b>
Pine
Vic Ash

37° Ease Over


Code : <b>JH229</b>
Pine
Vic Ash

90° Ease Over


Code : <b>JH231</b>
Pine
Vic Ash

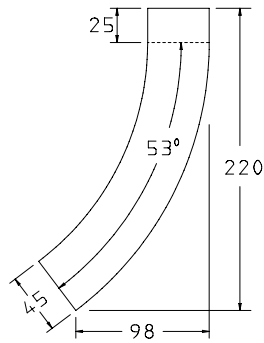
End Cap


Code : <b>JH232</b>
Pine
Vic Ash

Mid Rail Cap


Code : <b>JH226</b>
Pine
Vic Ash

Corner Cap


Code : <b>JH227</b>
Pine
Vic Ash

# Victorian Rail Range (cont.) November 2006

## 53° Ease Up



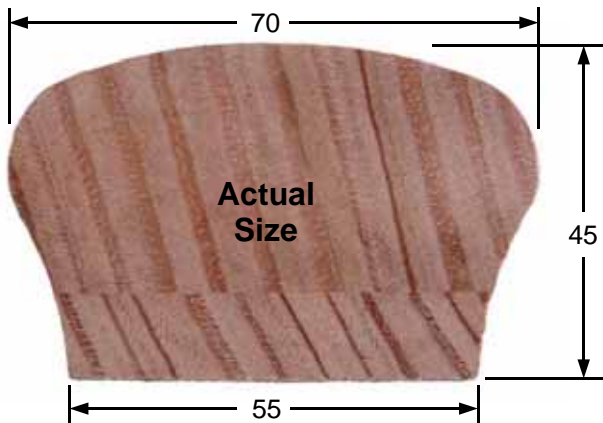
Code : **JH230**

Pine

Vic Ash

The *53° Ease Up* when used in conjunction with the *90° Ease Over (JH231)* will form a Gooseneck. This will allow the height of the handrail on the rake to be lifted up to the height of the handrail on the level or landing when continuous handrail is required.

## Rail

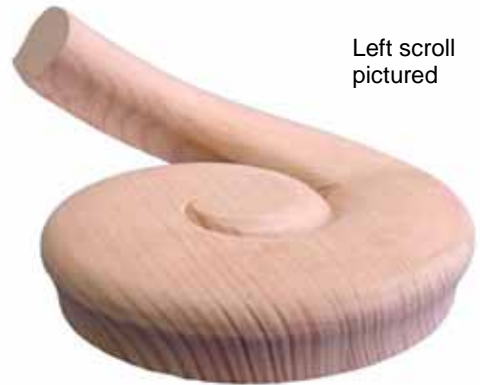


Code : **JH235**

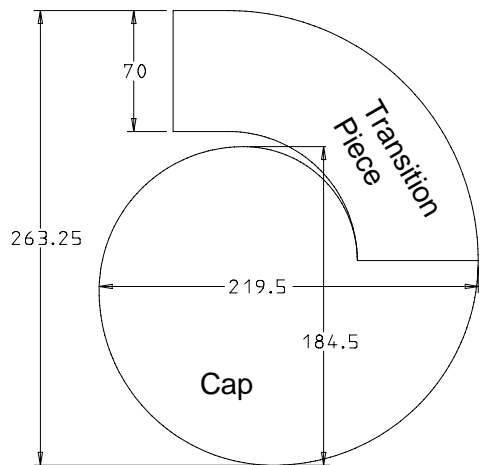
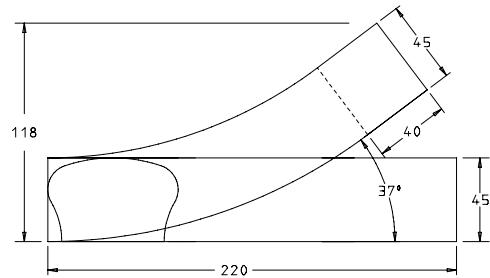
Pine (F/J Clears)

Vic Ash (Select Grade)

## Scroll (aka Volute)



Left scroll pictured



Code : **JH224 Left (Pictured)**  
**JH225 Right**

Pine

Vic Ash

Note : When ordering a scroll, the cap & transition piece will not be supplied joined. A small amount of hand finishing will be required to get the joint right.